







**Advising Sheet: B.S. Geological Engineering**  
(Revised **October 2017**)

Name: \_\_\_\_\_

ID: \_\_\_\_\_

Fall					Spring				
Freshman:	Hrs	Grade	Sem	Prereq/Coreq		Hrs	Grade	Sem	Prereq/Coreq
Geol 103 Earth Dynam.	(4)			Geology and GE majors only		Geol 106  Earth History	(2)		<b>Geol 103</b>
Writ 101	(3)					Writ 102	(3)		Writ 101 or Hon 101
Math 261 Calc. I	(3)			Math ACT 24, or a B in Math 125 or Bs in both Math 121 and 123		Math 262 Calc. II	(3)		Math 261 (min C)
Chem 105	(3)			Math ACT 25 (SAT 580), or Math 125 (min B), or Chem 101, or Bs in Math 121 and 123		Chem 106 	(1)		Chem 105 (min C)
Chem 115	(1)			<b>Chem 105</b>		Chem 116 	(3)		<b>Chem 106</b>
						SS Elective	(3)		
<b>Sophomore:</b>									
Geol 225  Min-Pet.	(5)			Geol 103 (min C), Chem 105		Geol 314  Sed-Strat.	(4)		Geol 103 (min C)
Engr 309 Statics	(3)			<b>Math 263 / Phys 211</b>		Engr 340  Engr. Geology	(3)		Chem 105 (min C) / <b>Math 262, Phys 211 or 213</b>
Phys 211	(3)			Math 262		Phys 212	(3)		Phys 211
Phys 221	(1)			<b>Phys 211</b>		Phys 222	(1)		<b>Phys 212</b>
Math 263 Calc. III	(3)			Math 262 (min C)		Math 264 Calc. IV	(3)		Math 263 (min C)
						Engr 312 Mech. of Materials	(3)		Engr 309
				<b>Summer</b>		GE 301 Field Camp I 	(3)		Geol 225 (min C), Geol 314
<b>Junior:</b>									
Geol 305  Geomorph.	(3)			Geol 103 (min C)		Geol 303  Struct. and Tectonics	(3)		Geol 225 (min C) (not recommended without Geol 305 first)
GE 470  G.I.S.	(3)					GE 405 (not 577)  Engr. Geophys.	(3)		Math 262, Engr 340 (min C), Phys 212 or 214
Math 353 El. Diff. Eq.	(3)			Math 263		GE 540  Rock Mech.	(4)		Engr 309, Engr 340 (min C)
CSCI 251 Progr. For Engr.	(3)			<b>Math 261</b>		Engr 323 Fl. Mech.	(3)		Phys 211 / <b>Math 264, Engr 309</b>
Engr 310 Engr. Anal.	(3)			Math 262		EST: Engr 321 Thermod.	(3)		Chem 105, Math 262
FA Elective	(3)								
				<b>Summer</b>		GE 401 Field Camp II 	(3)		GE 301, Geol 303 (min C), Geol 305, Engr 340 (min C)
<b>Senior:</b>									
GE 450  Hydrog.	(4)			Math 262		GE 421  Geol. Engr. Design	(4)		GE 420 (min C) / <b>GE 540, or CE 431</b>
EST: CE 472  Water Res. Engr.	(3)					CE 431  Soil Mech.	(3)		Engr 312
GE 420  Subsurface Site Char.	(4)			GE 301, Geol 303 (min C), Engr 340 (min C) / <b>Geol 305, GE 450</b>		GE Tech Elective	(3)		
Hum Elective	(3)					Econ 310  Engr. Ec.	(3)		
Hum/FA Elective	(3)					SS/Hum/FA/other Elective	(3)		
GE Tech Electives – choose one among the following: GE 415, GE 460, GE 490, GE 503, GE 507, GE 510, GE 511, GE 513; CE 325, CE 471; Engr 313. EST (Engineer Science Elective) – choose 2 among the following: Engr 321, Engr 360; CE 472									
Social/Behavioral Science			Humanities			Fine Arts			
 An anchor means a course is only taught in a designated semester. However, the class may be taught in Summer session(s).									
<b>TOTAL = 134 HOURS</b>									